

# CTF Case Study

## CTF Case Study

**Andrew Cragg  
Brooker Farms**

**22<sup>nd</sup> January 2014**

## Where we are



# CTF Case Study

## Where we are



### Brooker Farms

- 560 ha ZYCL
- 2m above MSL
- Crops
  - Wheat
  - Rape
  - Dry Peas
- Staff 3
- Established in 1947
- Formal Collaboration with Broadstream Farming
- Precision Farming since 1996
- Controlled Traffic since 2008

## Previous Years Tramlines 2006



# CTF Case Study

**Aerial Photography** - perhaps more scary than useful?



RTK Base Aerial



# CTF Case Study



# CTF Case Study

Combine on Tracks  
but the header was only 9m

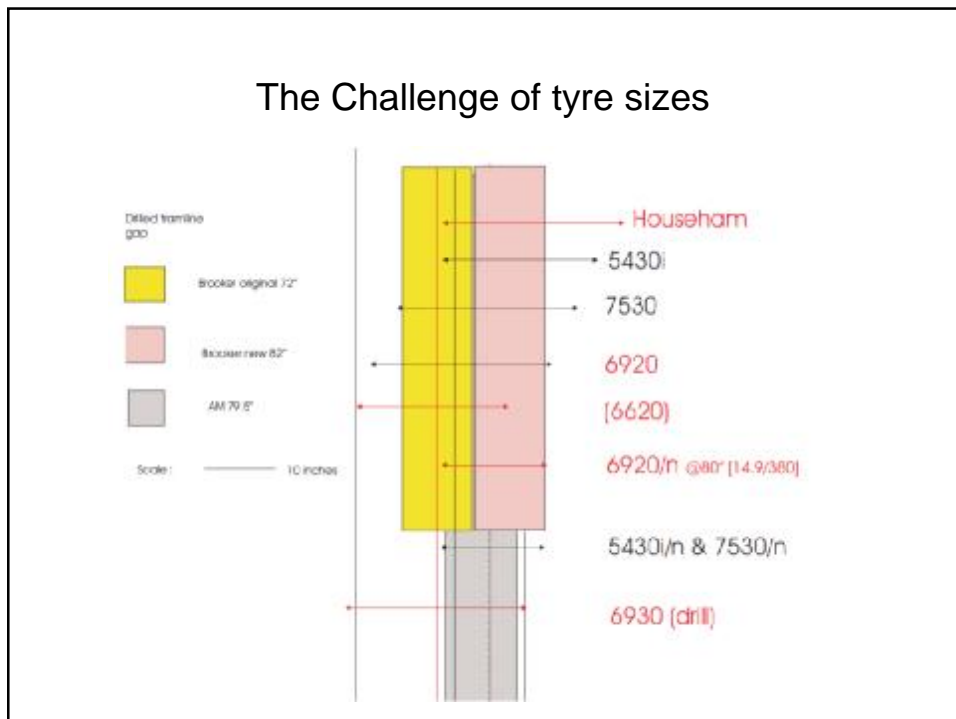
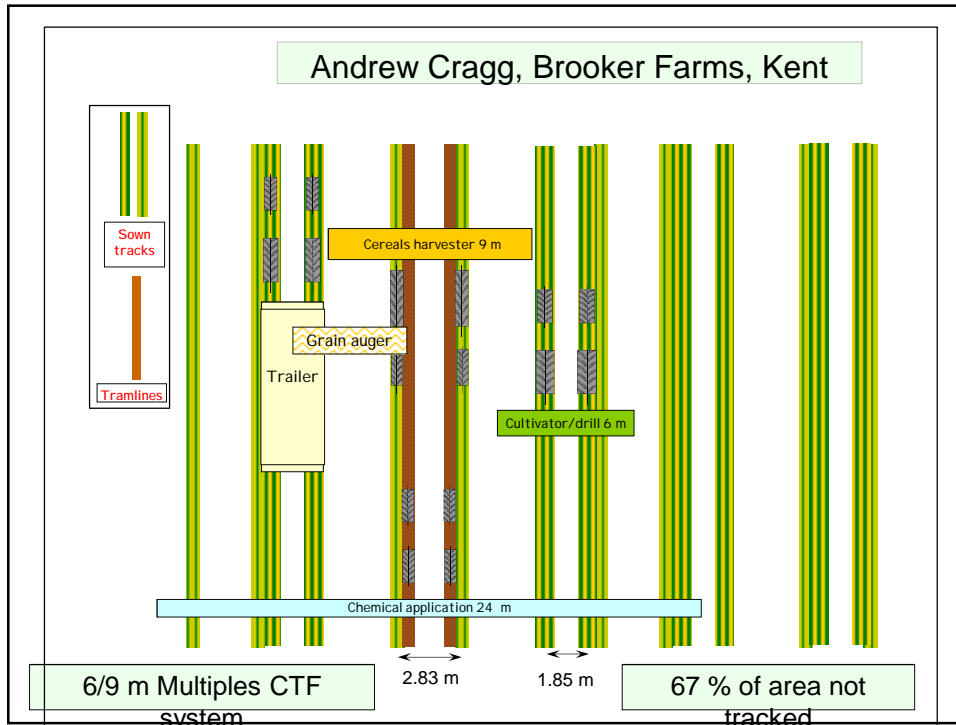


Out go the tracks

In come the wheels



# CTF Case Study

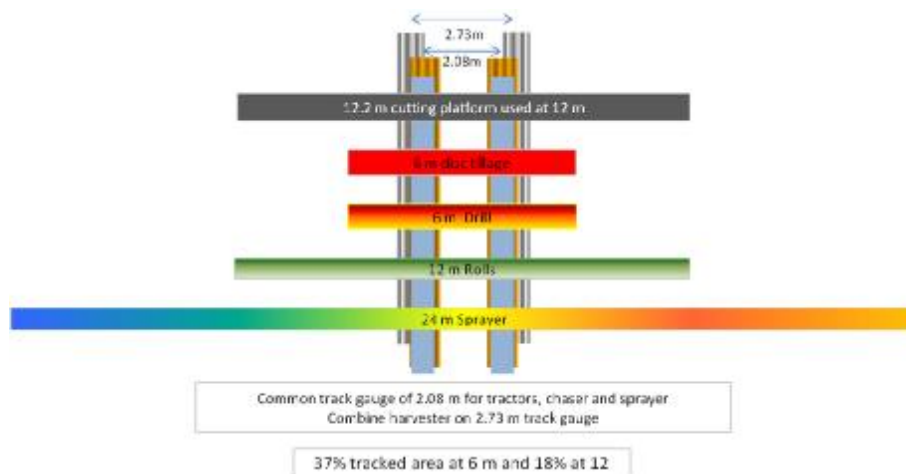


# CTF Case Study

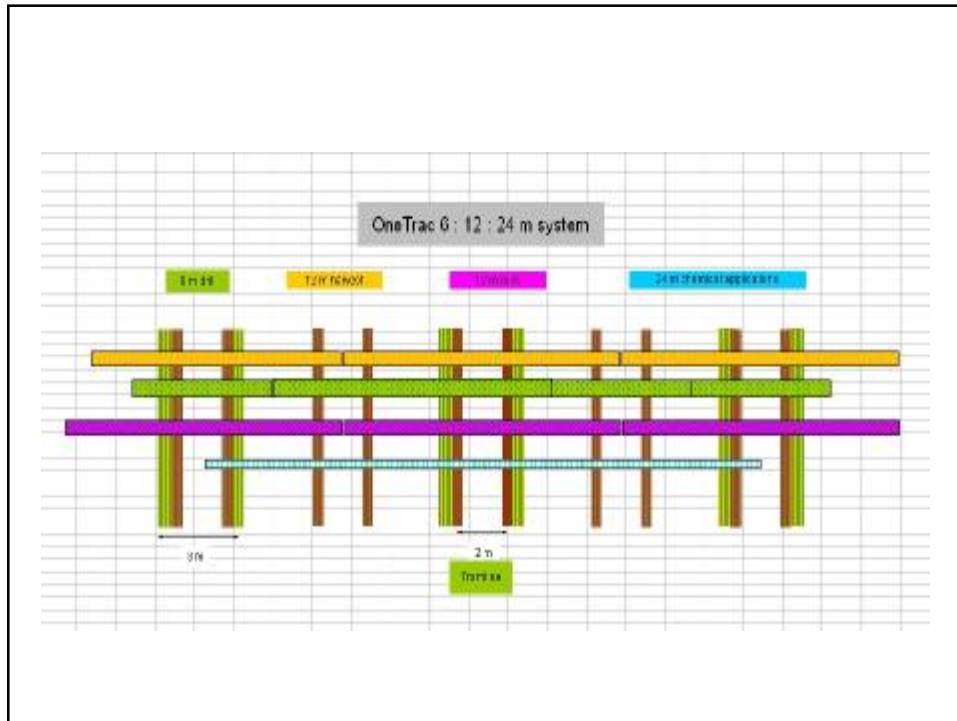
The Michelin Man is here to help

| Equipment                         | Make                    |                      | Axle Weight |      | Pressures |      |
|-----------------------------------|-------------------------|----------------------|-------------|------|-----------|------|
|                                   | Front                   | Rear                 | Front       | Rear | Front     | Rear |
| 6830 with Spreader<br>+ 1.5t Fert | 600/60 R28 Xcelite      | 700/60 R28 Xcelite   | 1570        | 2200 | 6         |      |
| 8430                              | 620/75 R30 (1130)       | mult 500mm rear      |             | 3200 |           | 9    |
| 8430 + rear dump                  | Goodyear                | 500/70 R30 (1200/12) | 3100        | 3000 |           | 11   |
| 8930 + Spreader                   | 600/65 R28 (1420)       | Mach X-Grip          | 2980        | 2980 |           | 23   |
| Solter Packer Fine round          | multilobe               | 650/65 R28 (1570)    | 2230        | 2920 |           | 15   |
| 8930 In-Washers                   | 550/65 R28              |                      | 1560        |      |           | 15   |
| 1 Washer & Flat                   | XM108                   |                      | 1490        | 3000 |           | 15   |
| Flat only                         |                         |                      | 1510        |      |           | 9    |
| 753 Zettencross                   | 600/65 R28 (1500)       | 650/75 R38 (1690)    | 1530        | 1800 |           | 12   |
| + 1.5t Seed                       | Mach X-Grip             | Mach X-Grip          | 2000        | 2550 |           | 6    |
| Wooden Trailer                    | 560/45-22.5 X-TRK       |                      |             | 370  |           |      |
| 7282R                             | 600/70 R30              | 710/70 R45 (1790)    | 2470        | 3250 |           | 12   |
| + 1.5t Seed                       | Axis-Grip               | Axis-Grip            | 1800        | 500  |           |      |
| Hauschmann<br>Beta foldbed        | 600/60 R28<br>Xcel-Grip |                      | 2400        | 1710 |           | 13   |

## Manually generated visualisation



# CTF Case Study

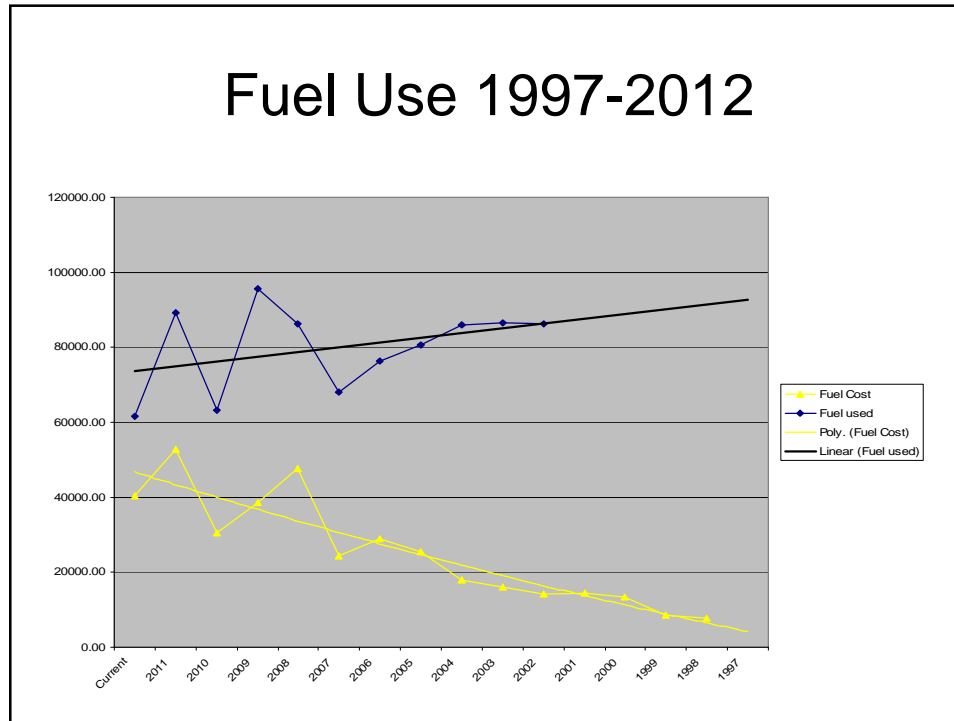


## Where am I now

- Fuel use – possibly reduced
- Easier to prepare seedbeds – probably
- No ponding this winter
- Gone off ploughing? – no
- When its dry you wonder why you're doing it
- In the wet it's a dream
- Once you're in it, its easy



# CTF Case Study



## Where am I now?

- Fuel use – possibly reduced
- Easier to prepare seedbeds – probably
- No ponding this winter
- Gone off ploughing? – no
- When its dry you wonder why you're doing it
- In the wet it's a dream
- Once you're in it, its easy
- Spent little extra
- Nothing to lose